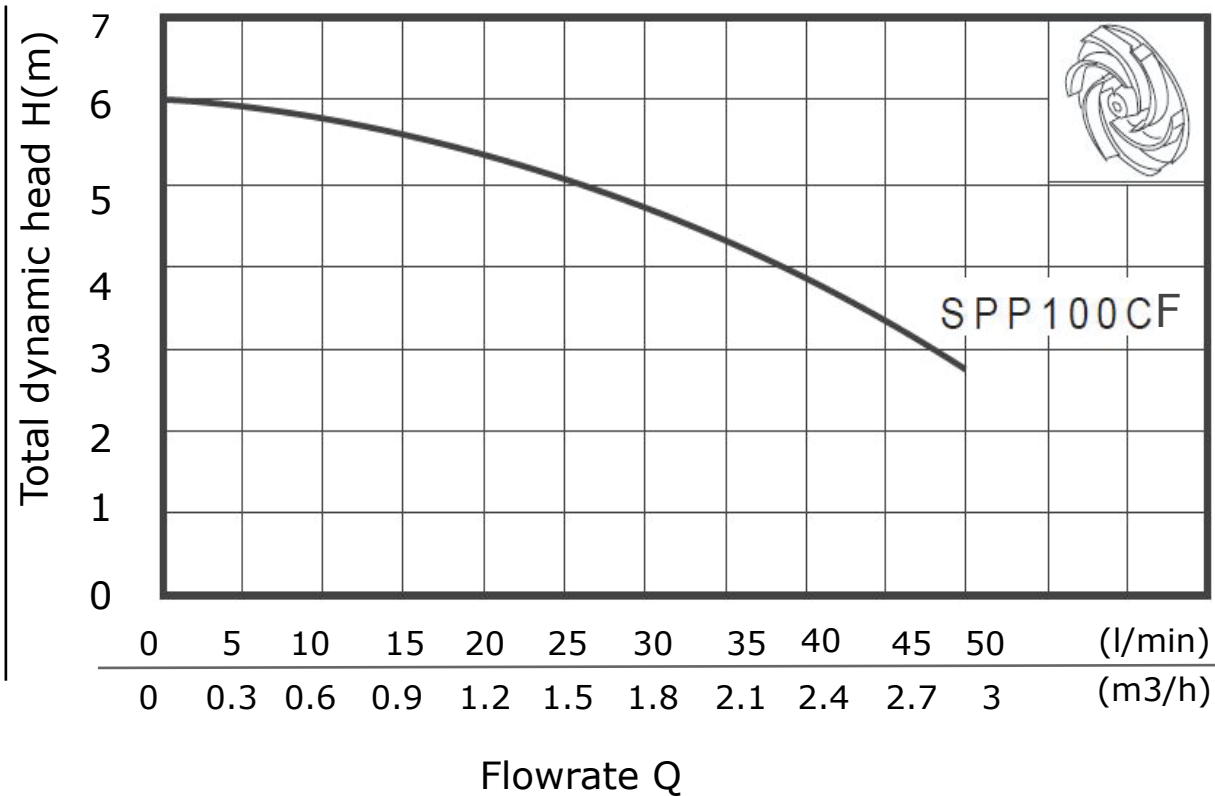


SPP100CF DRAINAGE PUMP

CW FLOAT SWITCH

Performance Chart



Performance Table

Model	Power (kW)	Outlet Diameter (mm)	Voltage/Frequency (V/HZ)	Max. Flow (l/min)	Max. Head (m)	G.W. (kg)
SPP-100CF	0.1	15,20,25	220/50	50	6	4.3



Application

- Small electrical irrigation and drainage equipment
- Particularly applied in urban well water pumping
- Field irrigation and drainage
- Garden irrigation and household water supply

Pump

- Max. immersion depth: 3 m
- Max. liquid temperature: 40 C
- Liquid pH value: 6.5-8
- Max particals 0.2mm

Motor

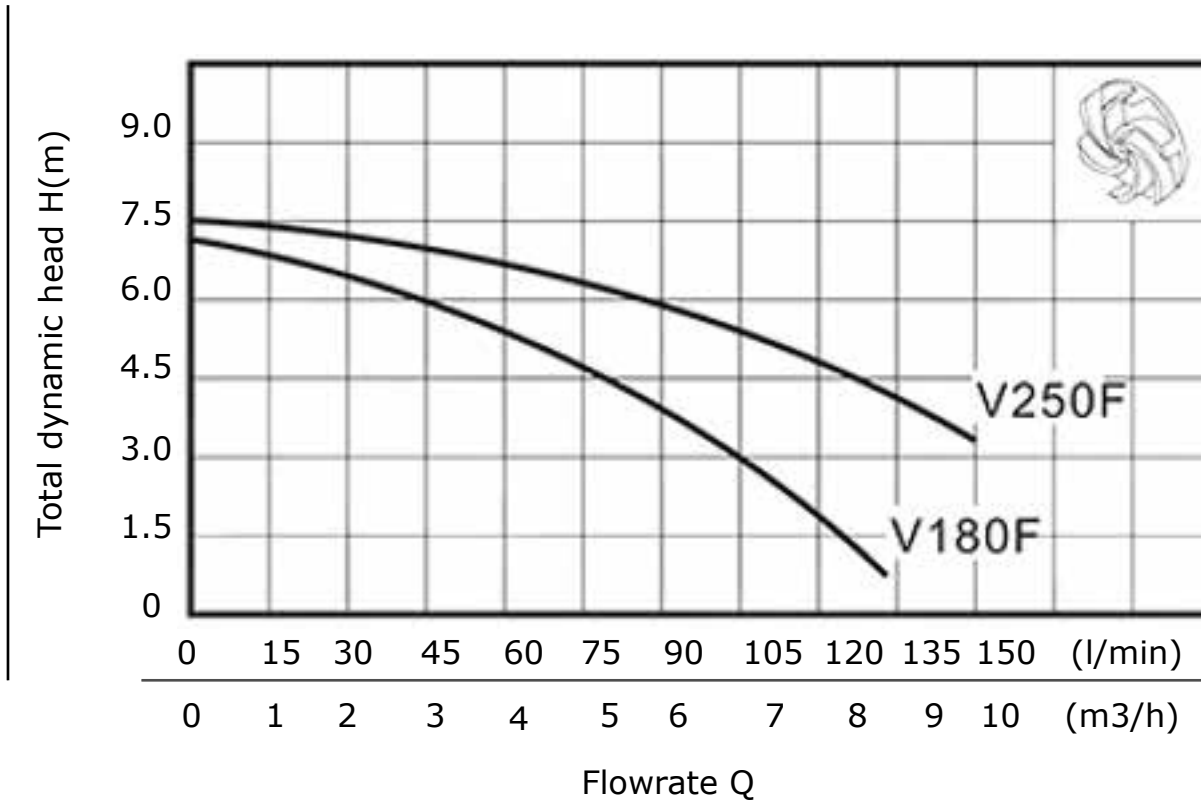
- Copper winding
- Built-in thermal protector
- Stainless steel welded shaft
- Insulation Class: B
- Protection Class: IPX8



V180F & V250F DRAINAGE PUMP

CW FLOAT SWITCH & 6M CABLE

Performance Chart



Performance Table

Model	Power (kW)	Outlet Diameter (mm)	Voltage/ Frequency (V/HZ)	Max. Flow (l/min)	Max. Head (m)	Max. Diameter of Particle (mm)	G.W. (kg)
V180F	0.18	32,40	220/50	133	7	15	9.0
V250F	0.25	32,40	220/50	150	7.5	15	9.5



Application

- Waste water drainage in factories, construction sites and commercial facilities
- Drainage system in municipal sewage treatment plants
- Drainage stations in residential quarters
- Municipal projects
- Methane pools and field irrigation in countryside

Pump

- Max. immersion depth: 5 m
- Max. liquid temperature: 40 C
- Liquid pH value: 4-10
- Max. liquids density: 1.2 x 10kg/m

Motor

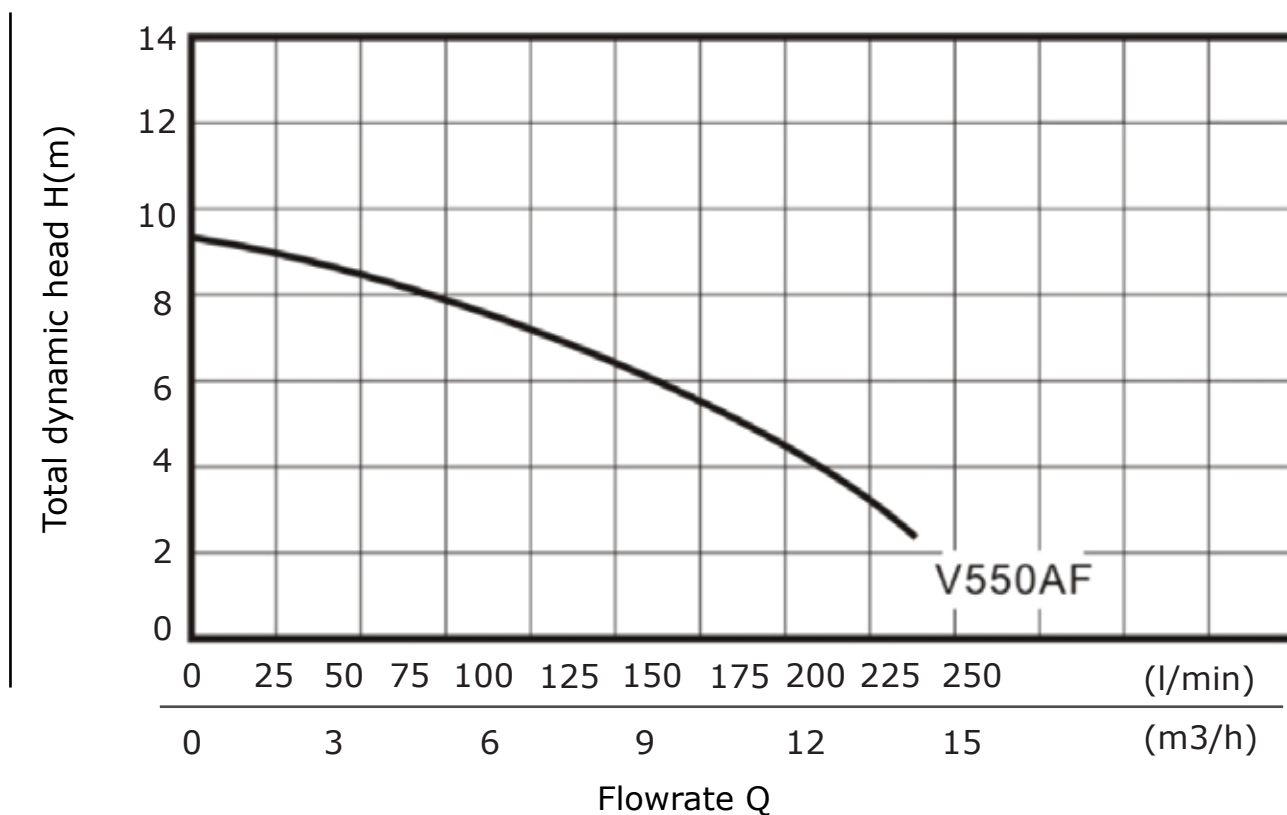
- Copper winding
- Built-in thermal protector
- Stainless steel welded shaft
- Insulation Class: B
- Protection Class: IPX8

**POWER
PUMPS**

V550AF DRAINAGE PUMP

CW FLOAT SWITCH & 6M CABLE

Performance Chart



Performance Table

Model	Power (kW)	Outlet Diameter (mm)	Voltage/Frequency (V/Hz)	Max. Flow (l/min)	Max. Head (m)	Max. Diameter of Particle (mm)	G.W. (kg)
V550AF	0.55	50	220/50	260	9.5	15	14



Application

- Waste water drainage in factories, construction sites and commercial facilities
- Drainage system in municipal sewage treatment plants
- Drainage stations in residential quarters
- Municipal projects
- Methane pools and field irrigation in countryside

Pump

- Max. immersion depth: 5 m
- Max. liquid temperature: 40 C
- Liquid pH value: 4-10
- Max. liquids density: 1.2 x 10kg/m

Motor

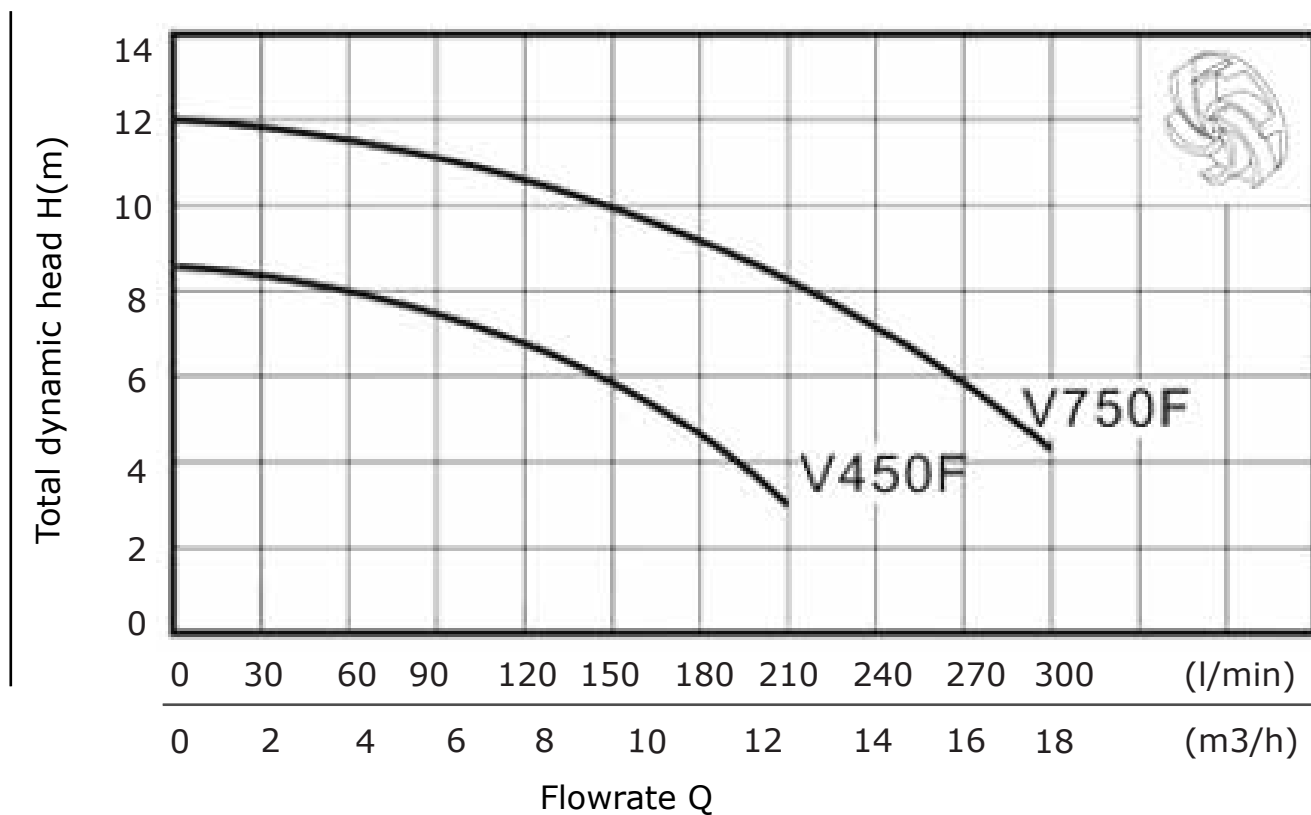
- Copper winding
- Built-in thermal protector
- Stainless steel welded shaft
- Insulation Class: B
- Protection Class: IPX8

**POWER
PUMPS**

V750F DRAINAGE PUMP

CW FLOAT SWITCH & 6M CABLE

Performance Chart



Performance Table

Model	Power (kW)	Outlet Diameter (mm)	Voltage/Frequency (V/Hz)	Max. Flow (l/min)	Max. Head (m)	Max. Diameter of Particle (mm)	G.W. (kg)
V750F	0.75	50	220/50	300	12	25	21



Application

- Waste water drainage in factories, construction sites and commercial facilities
- Drainage system in municipal sewage treatment plants
- Drainage stations in residential quarters
- Municipal projects
- Methane pools and field irrigation in countryside

Pump

- Max. immersion depth: 5 m
- Max. liquid temperature: 40 C
- Liquid pH value: 4-10
- Max. liquids density: 1.2 x 10kg/m

Motor

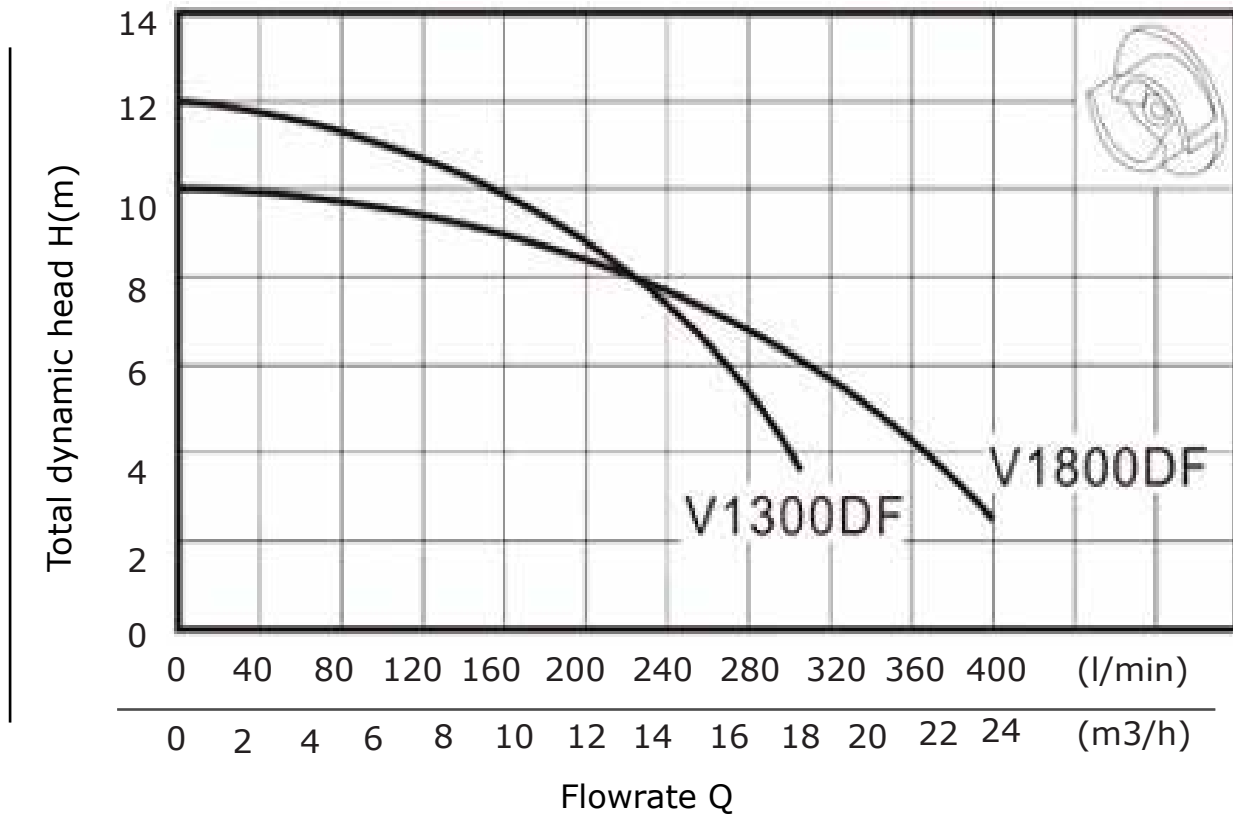
- Copper winding
- Built-in thermal protector
- Stainless steel welded shaft
- Insulation Class: B
- Protection Class: IPX8

**POWER
PUMPS**

V1300DF & V1800DF DRAINAGE PUMP

CW FLOAT SWITCH, CUTTER & 6M CABLE

Performance Chart



Performance Table

Model	Power (kW)	Outlet Diameter (mm)	Voltage/Frequency (V/Hz)	Max. Flow (l/min)	Max. Head (m)	G.W. (kg)
V1300DF	1.3	50	220/50	300	12	25.5
V1800DF	1.8	75	220/50	400	10	32.5



Application

- Waste water drainage in factories, construction sites and commercial facilities
- Drainage system in municipal sewage treatment plants
- Drainage stations in residential quarters
- Municipal projects
- Methane pools and field irrigation in countryside

Pump

- Max. immersion depth: 5 m
- Max. liquid temperature: 40 C
- Liquid pH value: 4-10
- Max. liquids density: 1.2 x 10kg/m

Motor

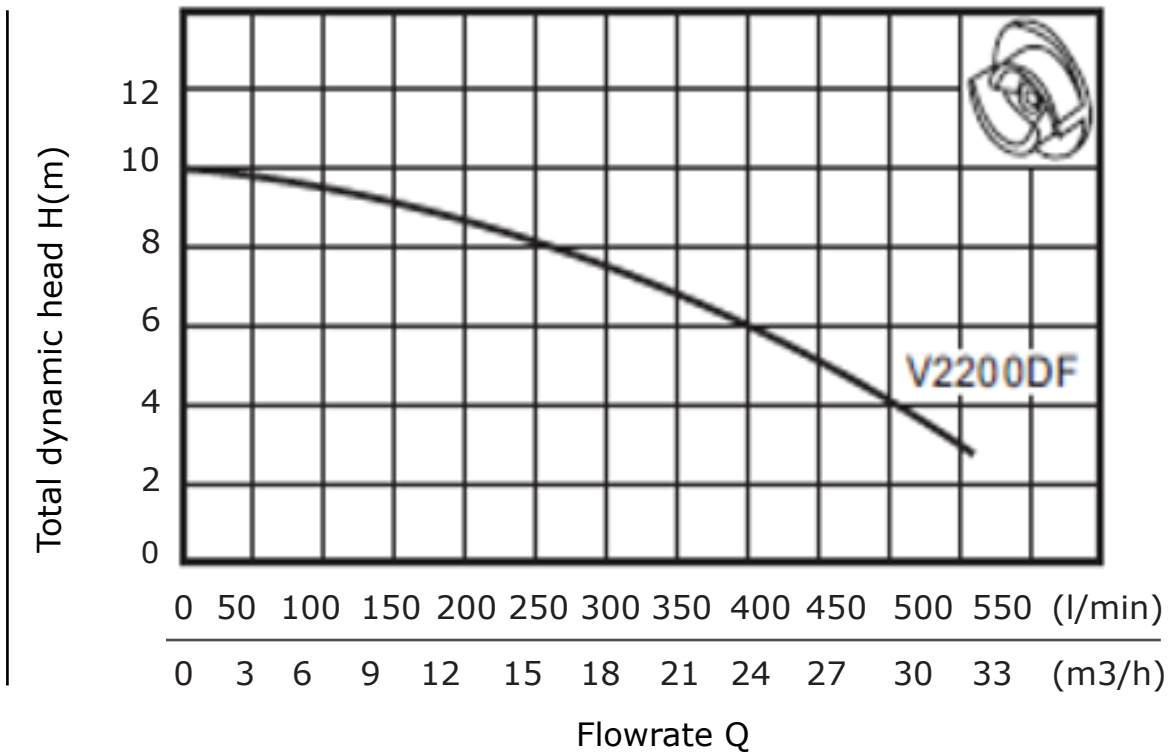
- Copper winding
- Built-in thermal protector
- Stainless steel welded shaft
- Insulation Class: B
- Protection Class: IPX8



V2200DF DRAINAGE PUMP

CW FLOAT SWITCH, CUTTER & 6M CABLE

Performance Chart



Performance Table

Model	Power (kW)	Outlet Diameter (mm)	Voltage/Frequency (V/HZ)	Max. Flow (l/min)	Max. Head (m)	G.W. (kg)
V2200DF	2.2	75	220/50	520	10	31.5



Application

- Waste water drainage in factories, construction sites and commercial facilities
- Drainage system in municipal sewage treatment plants
- Drainage stations in residential quarters
- Municipal projects
- Methane pools and field irrigation in countryside

Pump

- Max. immersion depth: 5 m
- Max. liquid temperature: 40 C
- Liquid pH value: 4-10
- Max. liquids density: 1.2 x 10kg/m

Motor

- Copper winding
- Built-in thermal protector
- Stainless steel welded shaft
- Insulation Class: B
- Protection Class: IPX8

